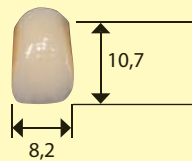
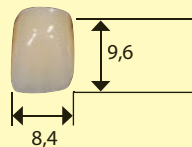


neo.lign A, góra-przód

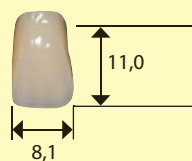
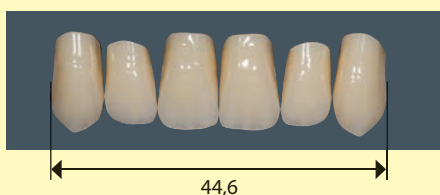
C43



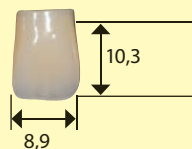
A44



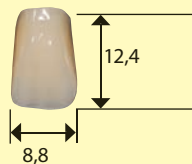
I45



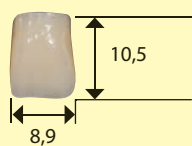
S46



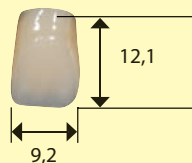
I47



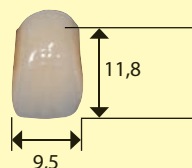
D48



M48



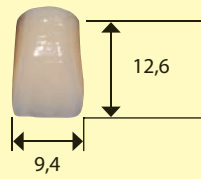
D49



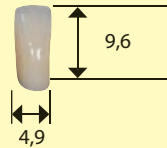
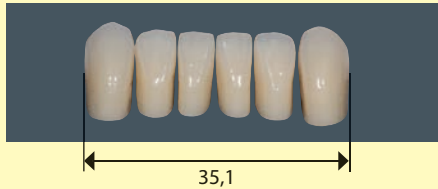
(skala 1:1, wymiary w mm)

neo.lign A, góra/dół-przód

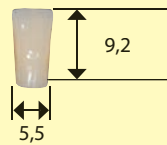
B51



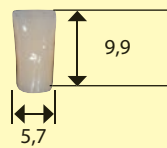
T35



D38



D41



neo.lign są dostępne w klasycznych kolorach A-D według Vity.

ISO 22112:2006

Konfekcjonowane
wdług. ćwiartek

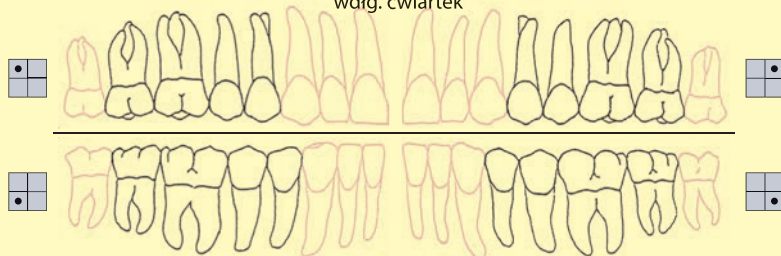
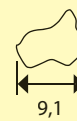


Tabela kombinacji:

przód góra	bok dół	góra/dół
C43	T35	G2
A44	T35	G2/G3
I45	T35	G2/G3
S46	T35/D38	G3
I47	D38	G3
D48	D38	G3/G4
M48	D38	G3/G4
D49	D38/D41	G3/G4
B51	D41	G4

neo.lign P góra/dół-boki, forma-G

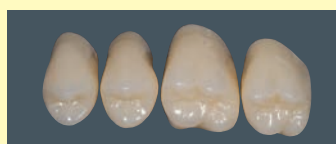
G2



G3



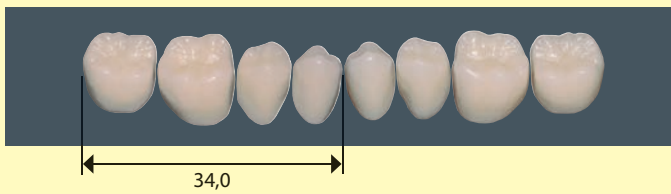

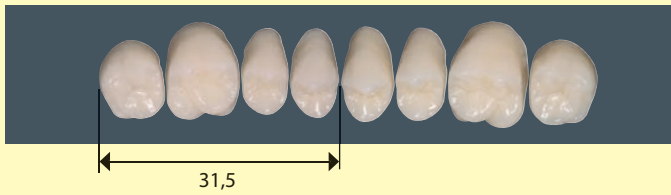
G4



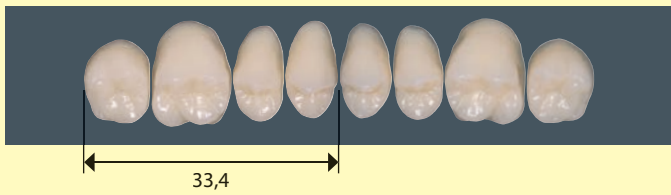
neo.lign P, góra/dół-boki, forma-L

neo.lign P, forma L - do protetyki całkowitej

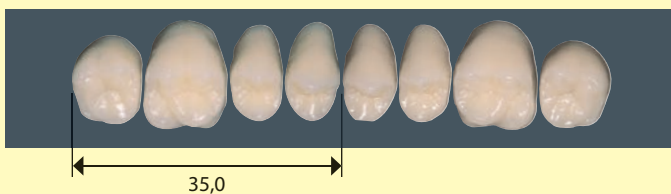
L2



L3



L4



(skala 1:1, wymiary w mm)